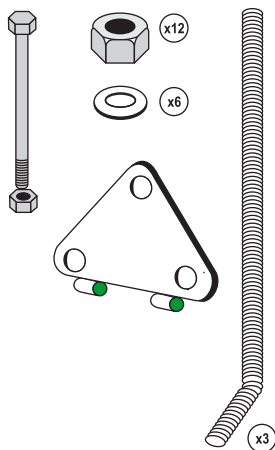


Uputstvo za temeljenje Stuba rasvjete

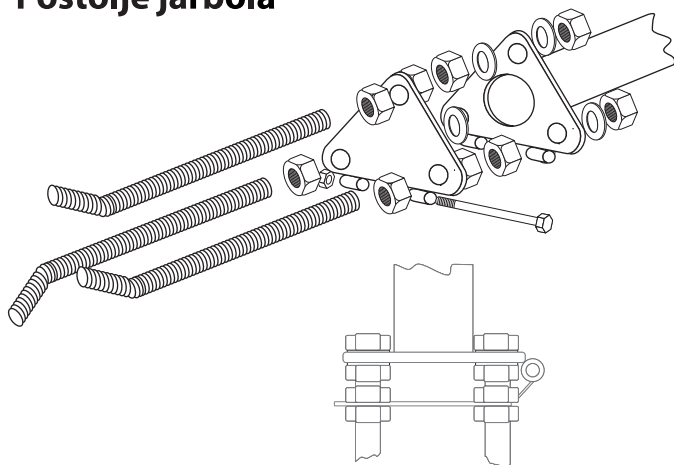


Uputstvo za montažu Stuba rasvjete

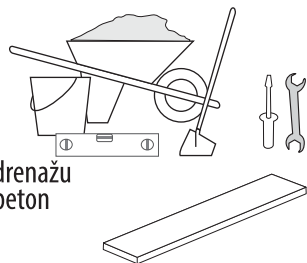
Pregled sadržaja



Postolje jarbola



1



- Šljunak za drenažu
- Šljunak za beton
- Cement
- Lopata
- Daska za nivelisanje
- Vaser vaga
- Ključ i odvijač

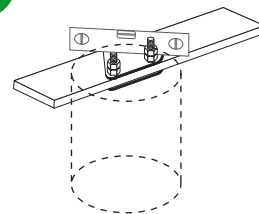
2

| visina jarbola | min. dim. dubine | min. dim. promera |
|----------------|------------------|-------------------|
| 6-8 m | 60-80 cm | 35 cm |
| 10-12 m | 100-120 cm | 45 cm |



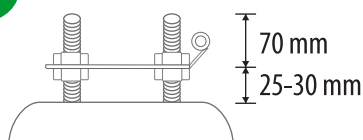
- Kopati do dubine gdje zemlja ne mrzne
- Dimenzije su predložene u tabeli
- Koristiti šljunak za drenažu

3



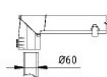
- Prvo montirati ankere sa pločom
- Voditi računa o položaju baglame
- Postaviti dasku za nivelisanje iznad rupe ispod ankera kao na slici

4




- Nasuti malter. Postaviti ploču sa ankerima u liver sa vaservagom
- Oblikovati beton da se ne zadržava kišnica
- Beton se mora stvrdnjavati nekoliko dana
- Daska za nivelisanje se ukloni najranije nakon 12 sati

5



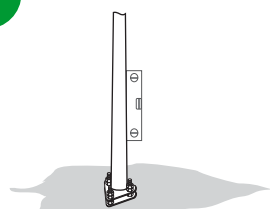
- Montirati rasvjetno tijelo u željeni položaj pri tome voditi računa o usmjeravanju svjetlosnog snopa.
- Spojiti rasvjetno tijelo na instalaciju u stubu rasvjete.

6



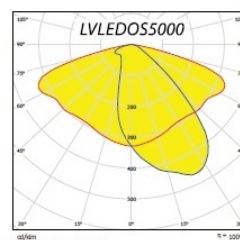
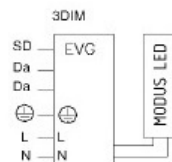
- Montirati vijak sa maticom u baglamu

7



- Podići stub vertikalno koristeći vaservagu
- Po potrebi, stub nivelisati dotezanjem ili odvrtanjem matica
- Nakon 4-6 dana obavezno kontrolisati i dotegnuti maticice

8



Reppu Entreprenad doo

Tržni zanatski centar ul.1, BA 76 316, Janja, Bosna i Hercegovina

Tel/Fax:+387 55 544 160, direkt:+387 65 341 421, web: jarboliizastave.ba, e-mail: info@reppu.ba

Factory for the production of lighting poles of composite materials in Bosnia and Herzegovina, the technology developed in Sweden